



Magnifying Glass Recording Page



Name

Magnifying Glass



Draw what you found with your magnifying glass.



Early Learning
with Lori

THANK YOU!

Enjoy this free
resource.

I'm an early
childhood educator
with a focus on
science and math,
and I love sharing my
passion for discovery
and high quality
materials that make
your job easier.

CONNECT WITH ME

EMAIL:
hello@earlylearningwithlori.
com

BLOG:
earlylearningwithlori.com

FOLLOW MY STORE



TERMS OF USE

YOU MAY...

- Share with your students via email or secure learning platform such as Google Classroom
- Make copies for your students
- Purchase additional licenses for other teachers

YOU MAY NOT...

- Share with colleagues without purchasing additional licenses
- Store on shared or team drives
- Post any portion of this content on any site that is accessible by others
- Replicate any portion of this content

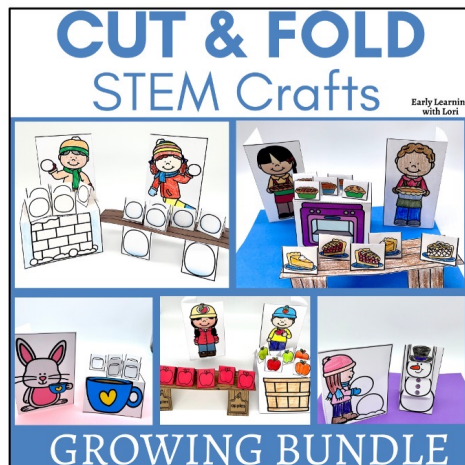
Early Learning with Lori

All rights reserved by author. This product is to be used by the original downloader only. Copying for more than one teacher, classroom, department, school, or school system is prohibited. This product may not be distributed or displayed digitally for public view. Failure to comply is a copyright infringement and a violation of the Digital Millennium Copyright Act (DMCA). Clipart and elements found in this PDF are copyrighted and cannot be extracted and used outside of this file without permission or license. Intended for classroom and personal use ONLY.

CLIP ART & FONTS



RESOURCES AVAILABLE ON TEACHERS PAY TEACHERS



Mint Green Onion Basil

Exploring the Parts of a Plant