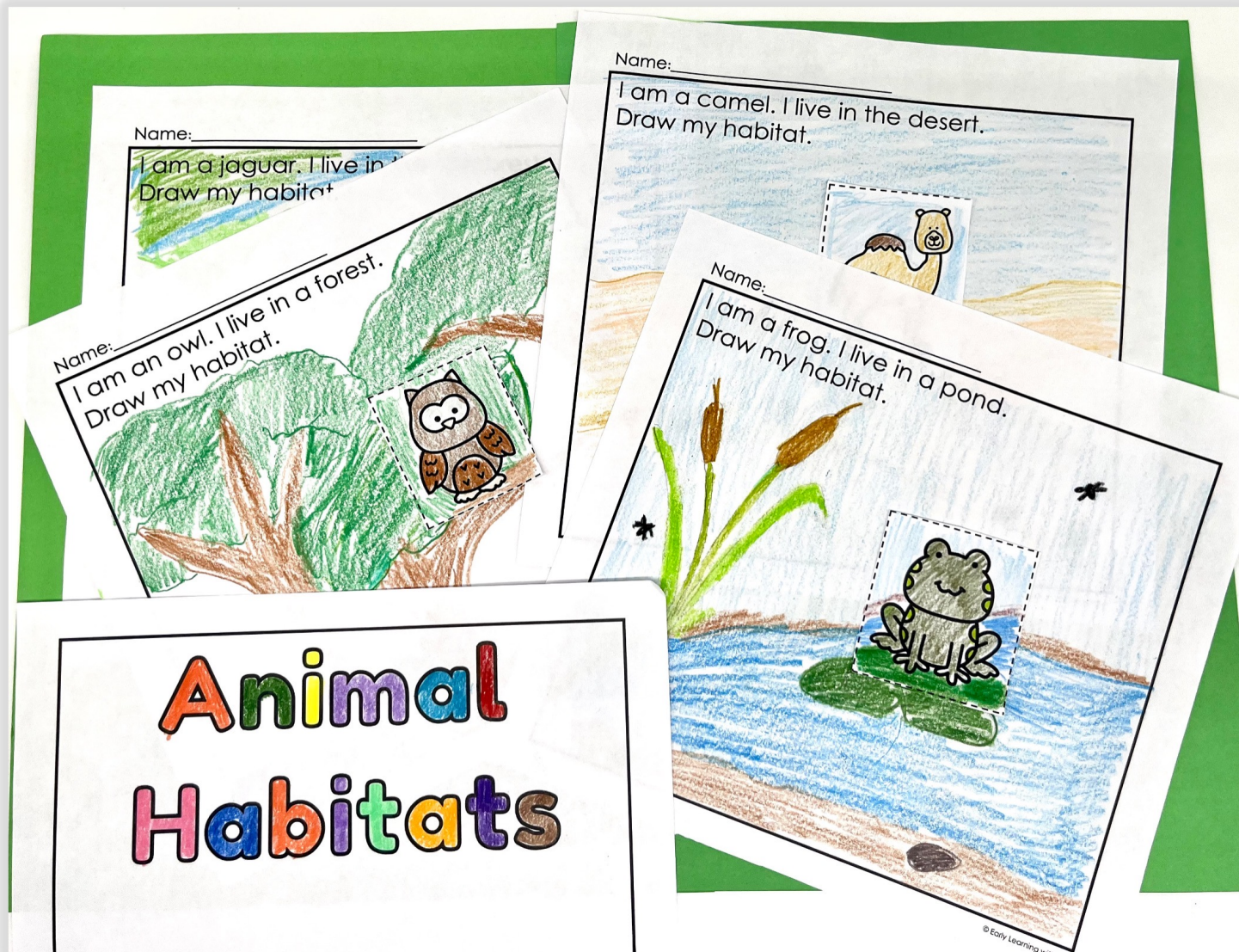


# ANIMAL HABITATS



Drawing Pages & Booklet



Early Learning  
with Lori

## THANK YOU!

Enjoy this free  
resource.

I'm an early  
childhood educator  
with a focus on  
science and math,  
and I love sharing my  
passion for discovery  
and high quality  
materials that make  
your job easier.

## CONNECT WITH ME

EMAIL:  
hello@earlylearningwithlori.  
com

BLOG:  
earlylearningwithlori.com

FOLLOW MY STORE



# TERMS OF USE

## YOU MAY...

- Share with your students via email or secure learning platform such as Google Classroom
- Make copies for your students
- Purchase additional licenses for other teachers

## YOU MAY NOT...

- Share with colleagues without purchasing additional licenses
- Store on shared or team drives
- Post any portion of this content on any site that is accessible by others
- Replicate any portion of this content

### Early Learning with Lori

All rights reserved by author. This product is to be used by the original downloader only. Copying for more than one teacher, classroom, department, school, or school system is prohibited. This product may not be distributed or displayed digitally for public view. Failure to comply is a copyright infringement and a violation of the Digital Millennium Copyright Act (DMCA). Clipart and elements found in this PDF are copyrighted and cannot be extracted and used outside of this file without permission or license. Intended for classroom and personal use ONLY.

## CLIP ART & FONTS



## RESOURCES AVAILABLE ON TEACHERS PAY TEACHERS

**CUT & FOLD**  
STEM Crafts

**GROWING BUNDLE**

**PLANT SCIENCE**  
BUNDLE: 3 Experiments

Mint      Green Onion      Basil

Exploring the Parts of a Plant

## HOW TO USE THESE PAGES

These animal habitat pages can be used in two different ways depending on your classroom needs:

### Option 1: Use as Individual Worksheets

Print only the animal pages you want to use.

Each student receives one page.

Students:

Read or listen to the sentence.

Draw the animal's habitat in the large box.

Cut out the animal image and glue it into the habitat.

Optional: Color the background of the animal image to match the habitat scene,

Perfect for science centers, sub plans, or whole group lessons!



### Option 2: Create a Booklet

Print the cover page and as many animal pages as you'd like.

Students complete one page at a time as part of a habitat unit or project.

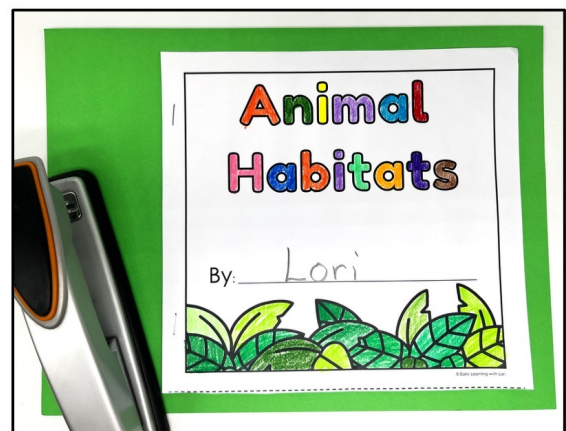

When the pages are complete, staple them together to make an *Animal Habitat* booklet for each student.

This option works great for:

Science journals


Habitat-themed units

Portfolio collections



# Animal Habitats

By: \_\_\_\_\_



Name: \_\_\_\_\_

I am a jaguar. I live in the rainforest.  
Draw my habitat.

© Early Learning with Lori

Cut out the jaguar  
and paste it into  
the habitat.




Name: \_\_\_\_\_

I am a frog. I live in a pond.  
Draw my habitat.

© Early Learning with Lori

Cut out the frog  
and paste it into  
the habitat.




Name: \_\_\_\_\_

I am a camel. I live in the desert.  
Draw my habitat.

© Early Learning with Lori

Cut out the camel  
and paste it into  
the habitat.




Name: \_\_\_\_\_

I am a lion. I live in the grassland.  
Draw my habitat.

© Early Learning with Lori

Cut out the lion  
and paste it into  
the habitat.




Name: \_\_\_\_\_

I am a dolphin. I live in the ocean.  
Draw my habitat.

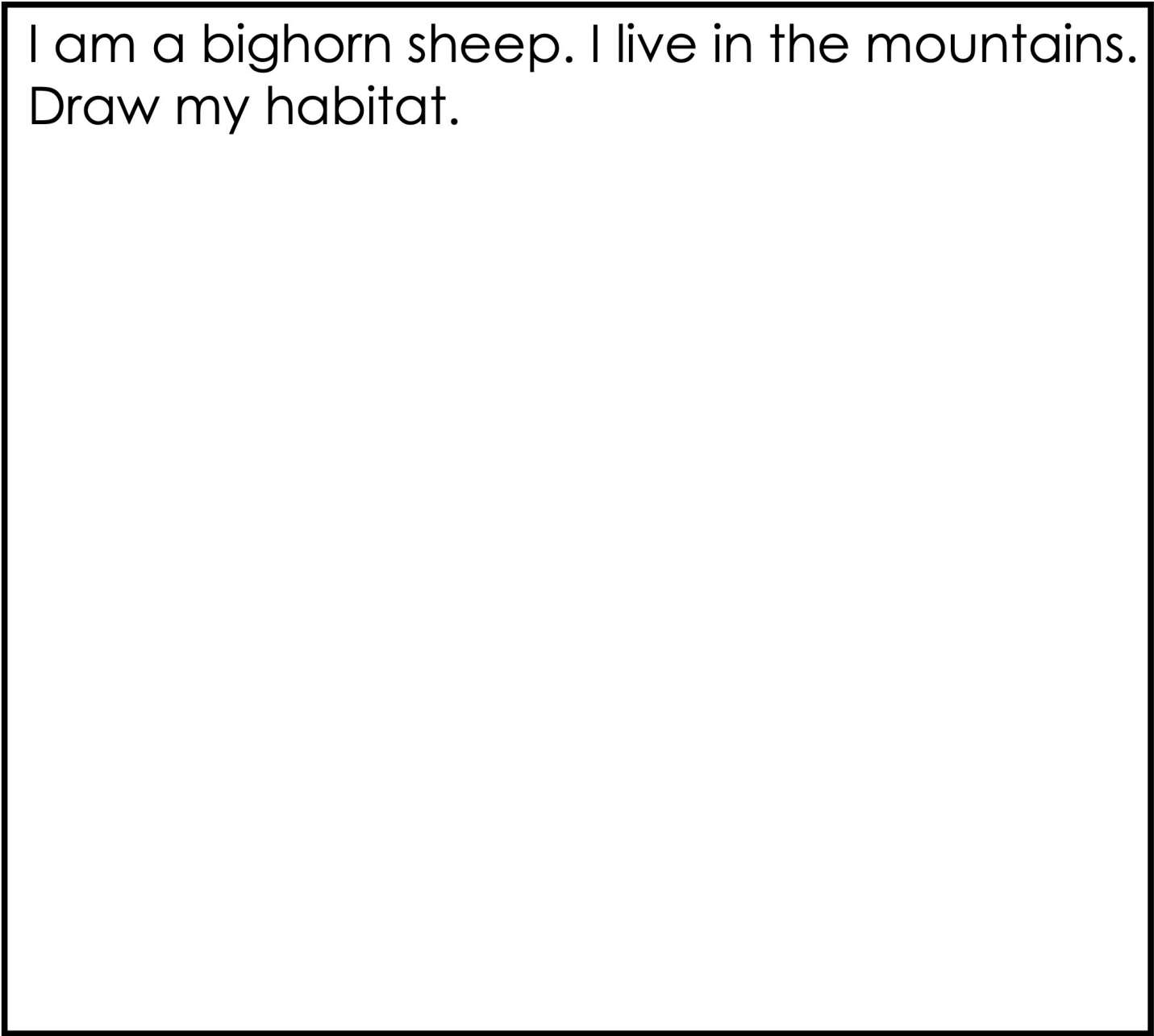
© Early Learning with Lori

Cut out the  
dolphin and paste  
it into the habitat.




Name: \_\_\_\_\_

I am a bighorn sheep. I live in the mountains.  
Draw my habitat.



© Early Learning with Lori

Cut out the  
bighorn sheep  
and paste it into  
the habitat.




Name: \_\_\_\_\_

I am a fish. I live in a river.  
Draw my habitat.

© Early Learning with Lori

Cut out the fish  
and paste it into  
the habitat.



Name: \_\_\_\_\_

I am an owl. I live in a forest.  
Draw my habitat.

© Early Learning with Lori

Cut out the owl  
and paste it into  
the habitat.

