

# Halloween Knock-Knock Book



Mini & Half-Page Versions



Early Learning  
with Lori

## THANK YOU!

Enjoy this free  
resource.

I'm an early  
childhood educator  
with a focus on  
science and math,  
and I love sharing my  
passion for discovery  
and high quality  
materials that make  
your job easier.

## CONNECT WITH ME

EMAIL:  
hello@earlylearningwithlori.  
com

BLOG:  
earlylearningwithlori.com

FOLLOW MY STORE



# TERMS OF USE

## YOU MAY...

- Share with your students via email or secure learning platform such as Google Classroom
- Make copies for your students
- Purchase additional licenses for other teachers

## YOU MAY NOT...

- Share with colleagues without purchasing additional licenses
- Store on shared or team drives
- Post any portion of this content on any site that is accessible by others
- Replicate any portion of this content

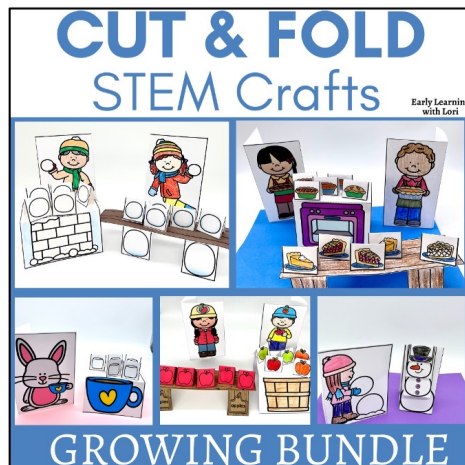
### Early Learning with Lori

All rights reserved by author. This product is to be used by the original downloader only. Copying for more than one teacher, classroom, department, school, or school system is prohibited. This product may not be distributed or displayed digitally for public view. Failure to comply is a copyright infringement and a violation of the Digital Millennium Copyright Act (DMCA). Clipart and elements found in this PDF are copyrighted and cannot be extracted and used outside of this file without permission or license. Intended for classroom and personal use ONLY.

## CLIP ART & FONTS

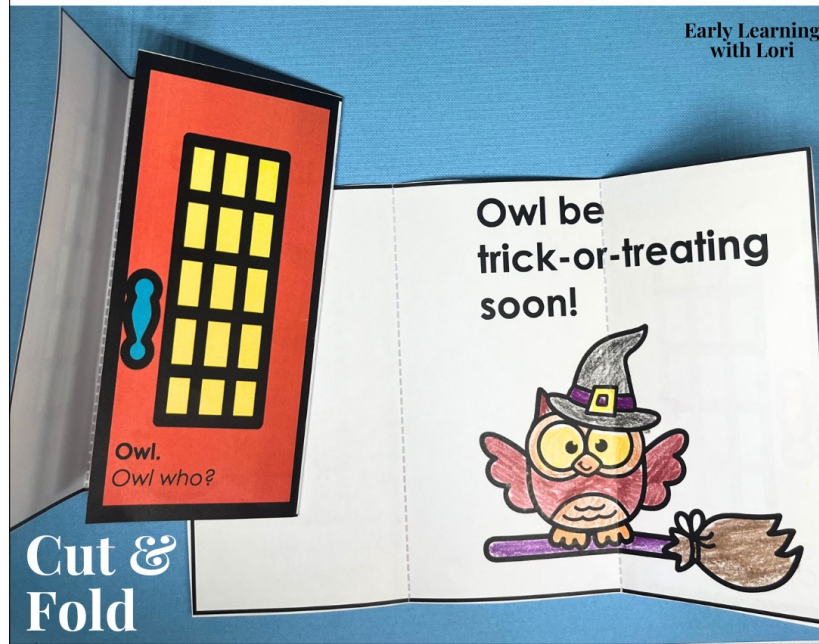


## RESOURCES AVAILABLE ON TEACHERS PAY TEACHERS



# Want more Halloween Jokes?

## 10 HALLOWEEN KNOCK KNOCK JOKES



## What's Included:

### 10 Knock Knock Joke Crafts

- Full Page (Color)
- Half Page (Color)
- Full Page (Grayscale for coloring or printing on colored paper)
- Half Page (Grayscale for coloring or printing on colored paper)
- Step-by-step Visual Directions Poster
- Photos showing how to fold the cards
- Teacher Notes and Suggestions for Use

# PRINTING TIPS

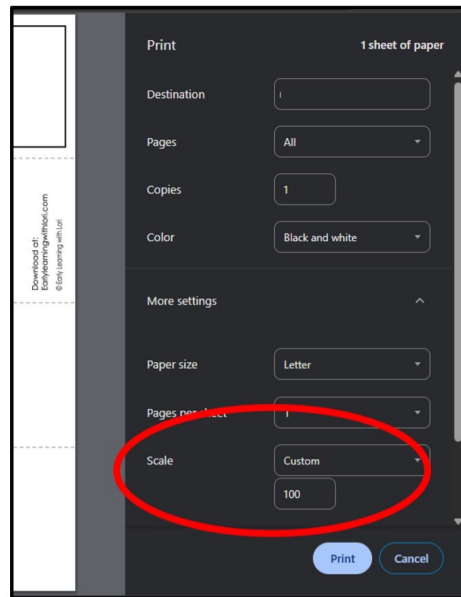
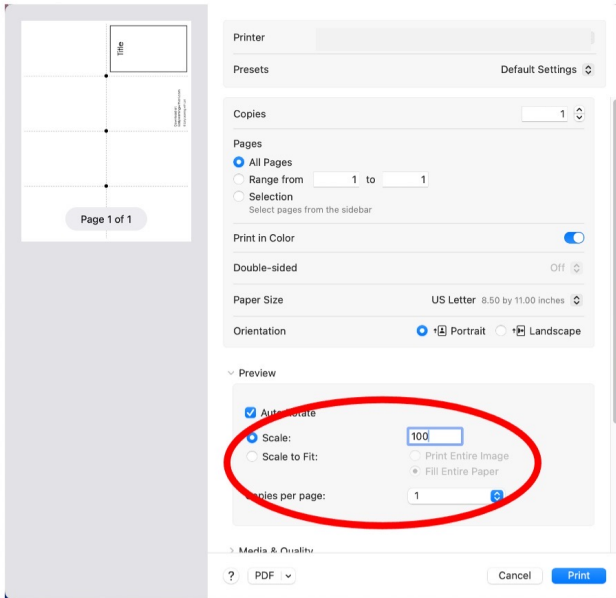
## Printing Tips

To ensure the best results for your books, please review the following tips before printing:

### General Printing Instructions

#### Set the scale to 100%.

Do not select “Fit to Page” or “Shrink to Fit,” as this may affect folding accuracy.



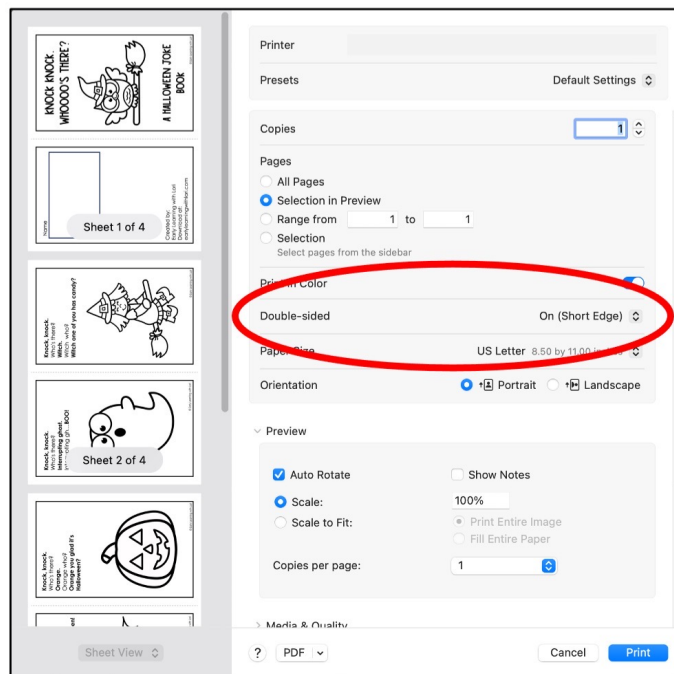
### For the Half-Page Booklets


•If printing **double-sided**, choose:

•“**Flip on short edge**” or “**Print on short edge**” in your printer settings.

This ensures the pages align properly for folding.

•Use regular printer paper or light cardstock for best results.




 **Tip:** Test print one page before running full class sets, especially if using duplex printing.

## PHOTO DIRECTIONS

**Step 1:** : Fold the paper like a hot dog bun. Crease and unfold.



**Step 2:** Fold the paper like a hamburger bun. Crease.



**Step 3:** Fold the paper like a small hot dog. Crease. Unfold the hot dog.




**Step 4:** Cut between the two circles to make a slit.




## PHOTO DIRECTIONS


**Step 5:** Unfold the paper. Refold the paper like a hot dog bun.



**Step 6:** Hold the ends of the folded paper.



**Step 7:** Push the paper until it makes an X-shape.



**Step 8:** Press down the pages to fold into a book.

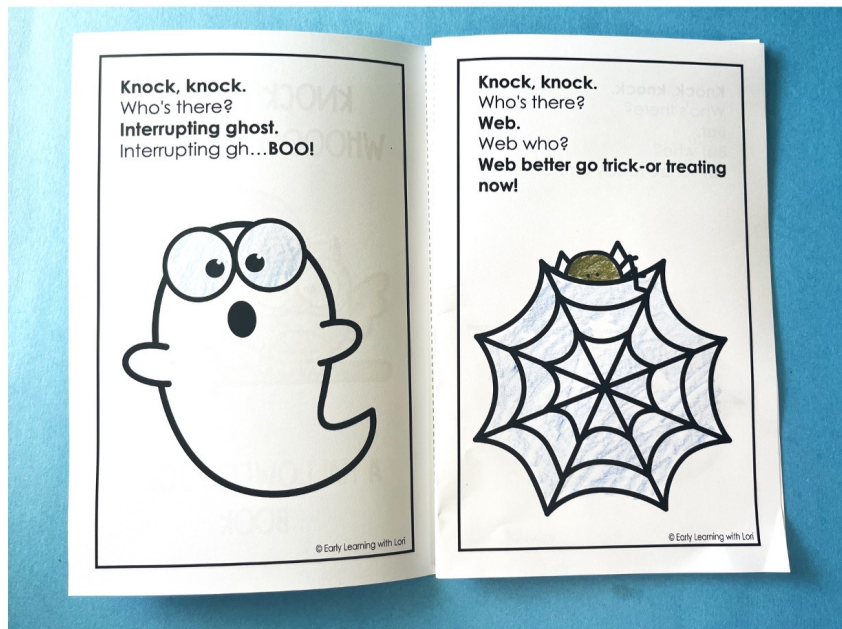



# PHOTOS

## Mini Book




## Half-page Book






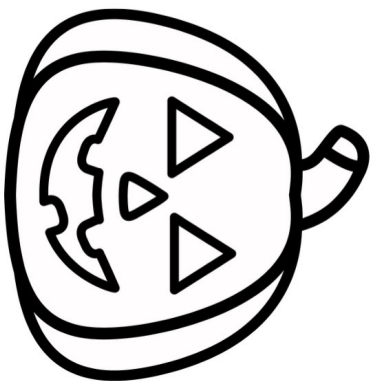
**Knock, knock.**  
 Who's there?  
**Interrupting ghost.**  
 Interrupting gh...**BOOI!**



**Knock, knock.**  
 Who's there?  
**Witch.**  
 Witch who?  
**Witch one of you has candy?**




**Knock, knock.**  
 Who's there?  
**Bat.**  
 Bat who?  
**Bat-ter be ready for Halloween!**



**Knock, knock.**  
 Who's there?  
**Orange.**  
 Orange who?  
**Orange you glad it's Halloween?**

**KNOCK KNOCK,  
 WHOOOO'S THERE?**




**A HALLOWEEN JOKE  
 BOOK**


Name:

Download at:  
[Earlylearningwithlori.com](http://Earlylearningwithlori.com)  
 © Early Learning with Lori

**Knock, knock.**  
 Who's there?  
**Web.**  
 Web who?  
**Web better go trick-or treating now!**




**Knock, knock.**  
 Who's there?  
**Ice cream.**  
 Ice cream who?  
**Ice cream every time I see a monster!**



Name

Created by:  
Early Learning with Lori  
Download at:  
[earlylearningwithlori.com](http://earlylearningwithlori.com)

**KNOCK KNOCK.  
WHOOO'S THERE?**




**A HALLOWEEN JOKE  
BOOK**

**Knock, knock.**

Who's there?

**Interrupting ghost.**

Interrupting gh...**BOO!**




**Knock, knock.**

Who's there?

**Witch.**

Witch who?

**Witch one of you has candy?**




**Knock, knock.**

Who's there?

**Bat.**

Bat who?

**Bat-ter be ready for Halloween!**




**Knock, knock.**

Who's there?

**Orange.**

Orange who?

**Orange you glad it's  
Halloween?**




**Knock, knock.**

Who's there?

**Ice cream.**

Ice cream who?

**Ice cream every time I see a  
monster!**



**Knock, knock.**

Who's there?

**Web.**

Web who?

**Web better go trick-or treating  
now!**

