


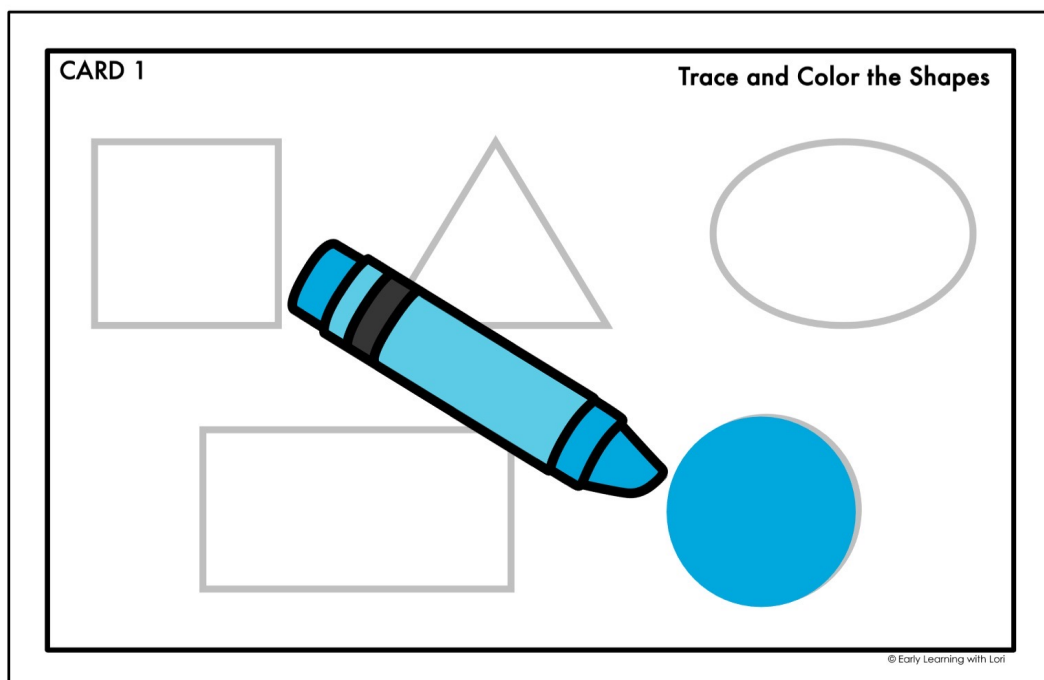
I SPY SHAPES

Fall: Sample



2
Task Cards
Find the Hidden
Shapes

2
Recording Cards
Practice Tracing
Shapes





Early Learning
with Lori

THANK YOU!

Enjoy this free
resource.

I'm an early
childhood educator
with a focus on
science and math,
and I love sharing my
passion for discovery
and high quality
materials that make
your job easier.

CONNECT WITH ME

EMAIL:
hello@earlylearningwithlori.
com

BLOG:
earlylearningwithlori.com

FOLLOW MY STORE



TERMS OF USE

YOU MAY...

- Share with your students via email or secure learning platform such as Google Classroom
- Make copies for your students
- Purchase additional licenses for other teachers

YOU MAY NOT...

- Share with colleagues without purchasing additional licenses
- Store on shared or team drives
- Post any portion of this content on any site that is accessible by others
- Replicate any portion of this content

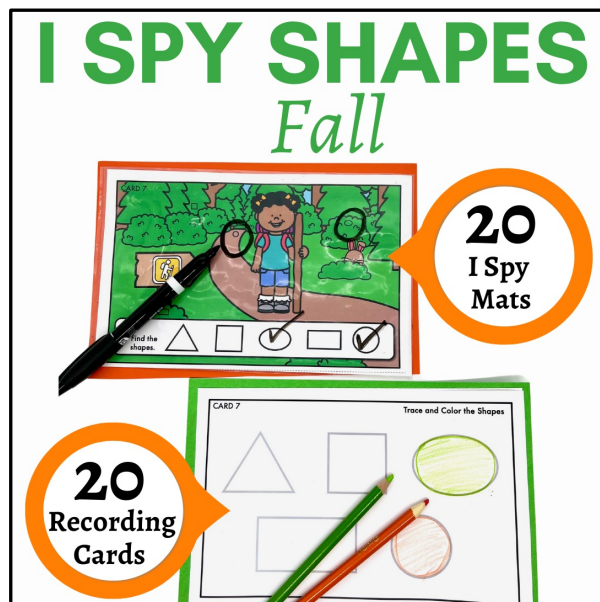
Early Learning with Lori

All rights reserved by author. This product is to be used by the original downloader only. Copying for more than one teacher, classroom, department, school, or school system is prohibited. This product may not be distributed or displayed digitally for public view. Failure to comply is a copyright infringement and a violation of the Digital Millennium Copyright Act (DMCA). Clipart and elements found in this PDF are copyrighted and cannot be extracted and used outside of this file without permission or license. Intended for classroom and personal use ONLY.

CLIP ART & FONTS



LIKE THIS SAMPLE? GET THE FULL VERSION
HERE



I SPY SHAPES: FALL SAMPLE

Materials Needed:

Fall scene task cards (color version, laminated or grayscale versions)
Dry erase markers (for color version)
Crayons or markers (for grayscale version)
Glass beads or clear, colored counters (optional)
Magnifying glasses (optional)
Recording pages (one per task card)

Instructions:

- **Select a Task Card:** Each task card features a fall scene with five hidden shapes and a list of those shapes at the bottom.
- **Choose Your Version:**

Color Version:

Use a dry erase marker to circle the hidden shapes on the laminated card.
Alternatively, place a glass bead or clear, colored counter over each hidden shape.
Optional: Use a magnifying glass to help find the small shapes hidden in the picture.

Grayscale Version:

Use a crayon or marker to find and circle the hidden shapes.
After finding the shapes, color the entire fall scene.
You can also use glass beads or counters to cover the shapes instead of circling them.
Optional: Use a magnifying glass to find the smaller shapes more easily.

- **Recording Page:** Once the task card is complete, use the matching recording page to trace and color the shapes. These recording pages can also be used for extra practice with shape naming. Teachers can use this as an opportunity for informal observation, noting how well students recognize and name the shapes.
- **Answer Key:** Use the answer key (if needed) to check your work after finding the shapes.


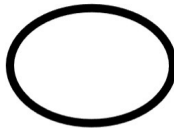


This activity enhances shape recognition, fine motor skills, and attention to detail. The optional use of magnifying glasses adds an element of discovery, making it even more engaging for young learners!

If you like this sample, you can purchase the full version [here](#). It contains 20 I Spy cards with answer keys, 20 Trace and Color the shapes page, and an apple-themed shape poster.

CARD 1



Find the shapes.






© Early Learning with Lori

CARD 2




Find the shapes.


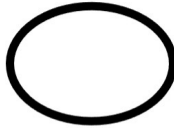



© Early Learning with Lori

CARD 1



Find the shapes.


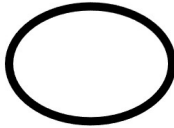




© Early Learning with Lori

CARD 2





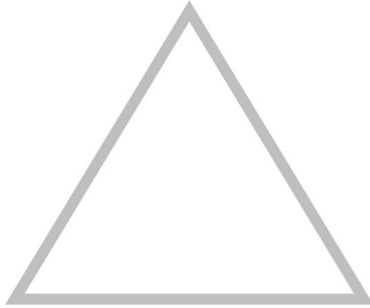

Find the shapes.



© Early Learning with Lori

CARD 1





Trace and Color the Shapes



© Early Learning with Lori

CARD 2


Trace and Color the Shapes




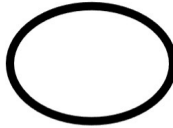

© Early Learning with Lori

CARD 1

Answer Key




Find the shapes.






© Early Learning with Lori

CARD 2

Answer Key



Find the shapes.



© Early Learning with Lori