



Find the Apple Shapes

Find the Circle Apples



© Early Learning with Lori

© Early Learning with Lori



Early Learning
with Lori

THANK YOU!

Enjoy this free
resource.

I'm an early
childhood educator
with a focus on
science and math,
and I love sharing my
passion for discovery
and high quality
materials that make
your job easier.

CONNECT WITH ME

EMAIL:

hello@earlylearningwithlori.
com

BLOG:

earlylearningwithlori.com

FOLLOW MY STORE



TERMS OF USE

YOU MAY...

- Share with your students via email or secure learning platform such as Google Classroom
- Make copies for your students
- Purchase additional licenses for other teachers

YOU MAY NOT...

- Share with colleagues without purchasing additional licenses
- Store on shared or team drives
- Post any portion of this content on any site that is accessible by others
- Replicate any portion of this content

Early Learning with Lori

All rights reserved by author. This product is to be used by the original downloader only. Copying for more than one teacher, classroom, department, school, or school system is prohibited. This product may not be distributed or displayed digitally for public view. Failure to comply is a copyright infringement and a violation of the Digital Millennium Copyright Act (DMCA). Clipart and elements found in this PDF are copyrighted and cannot be extracted and used outside of this file without permission or license. Intended for classroom and personal use ONLY.

CLIP ART & FONTS



RESOURCES AVAILABLE ON TEACHERS PAY TEACHERS

ROLY POLY/PILL BUG
BUNDLE: 4 Experiments



PLANT SCIENCE
BUNDLE: 3 Experiments



Mint Green Onion Basil

Exploring the Parts of a Plant

IDEAS FOR FIND THE APPLE SHAPES



Laminate. Mark shapes with dry erase markers.




Cover shapes with linking cubes.



Cover shapes with apple erasers.



Laminate. Trace shapes with dry erase markers.



Color shapes with crayons or pencils



Mark shapes with dot markers





Print on colored paper. Color shapes with markers.





Cover shapes with pom poms.



Find the Square Apples





Find the Triangle Apples





Find the Circle Apples





Find the Oval Apples



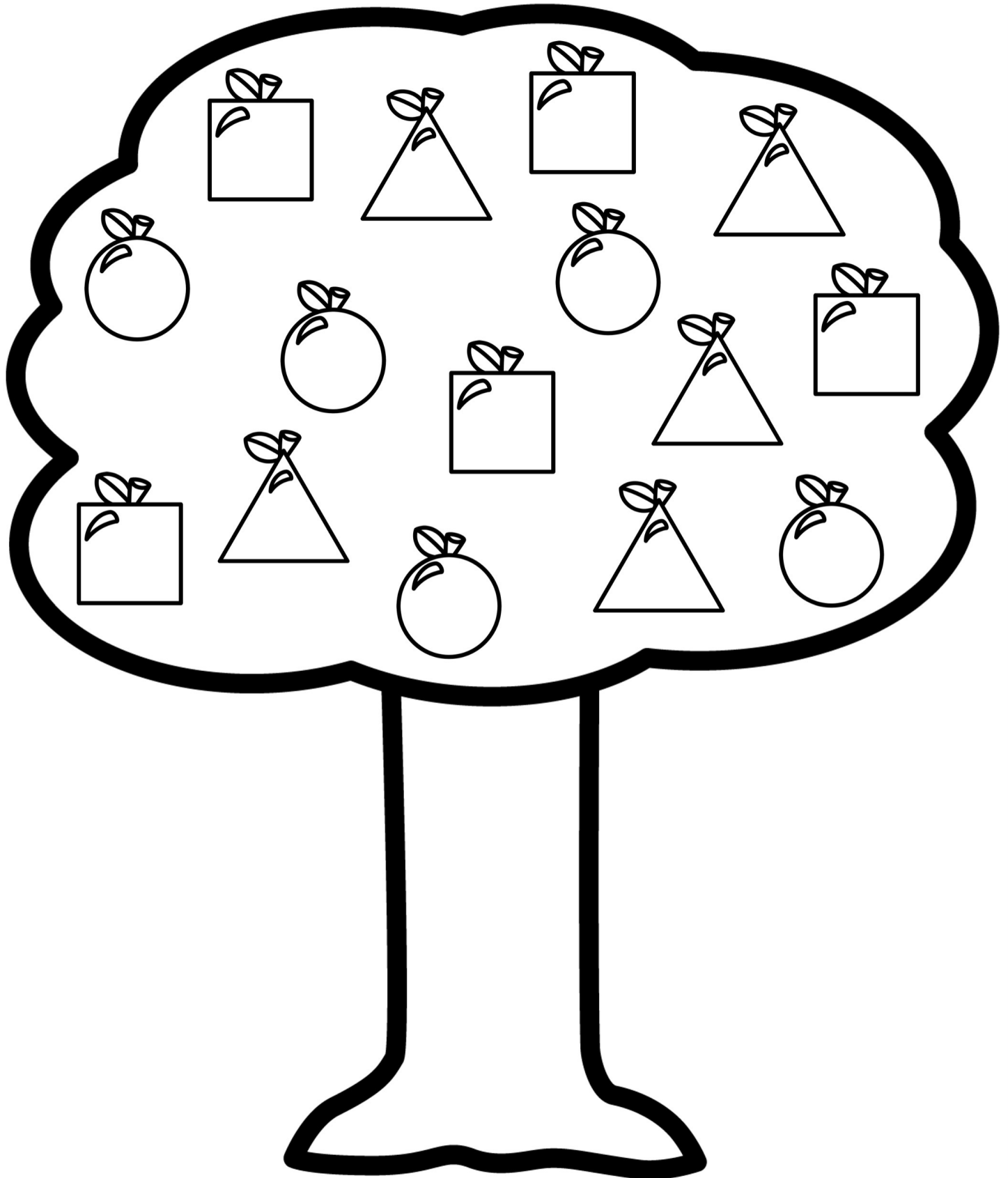

Find the Diamond Apples





Find the Rectangle Apples



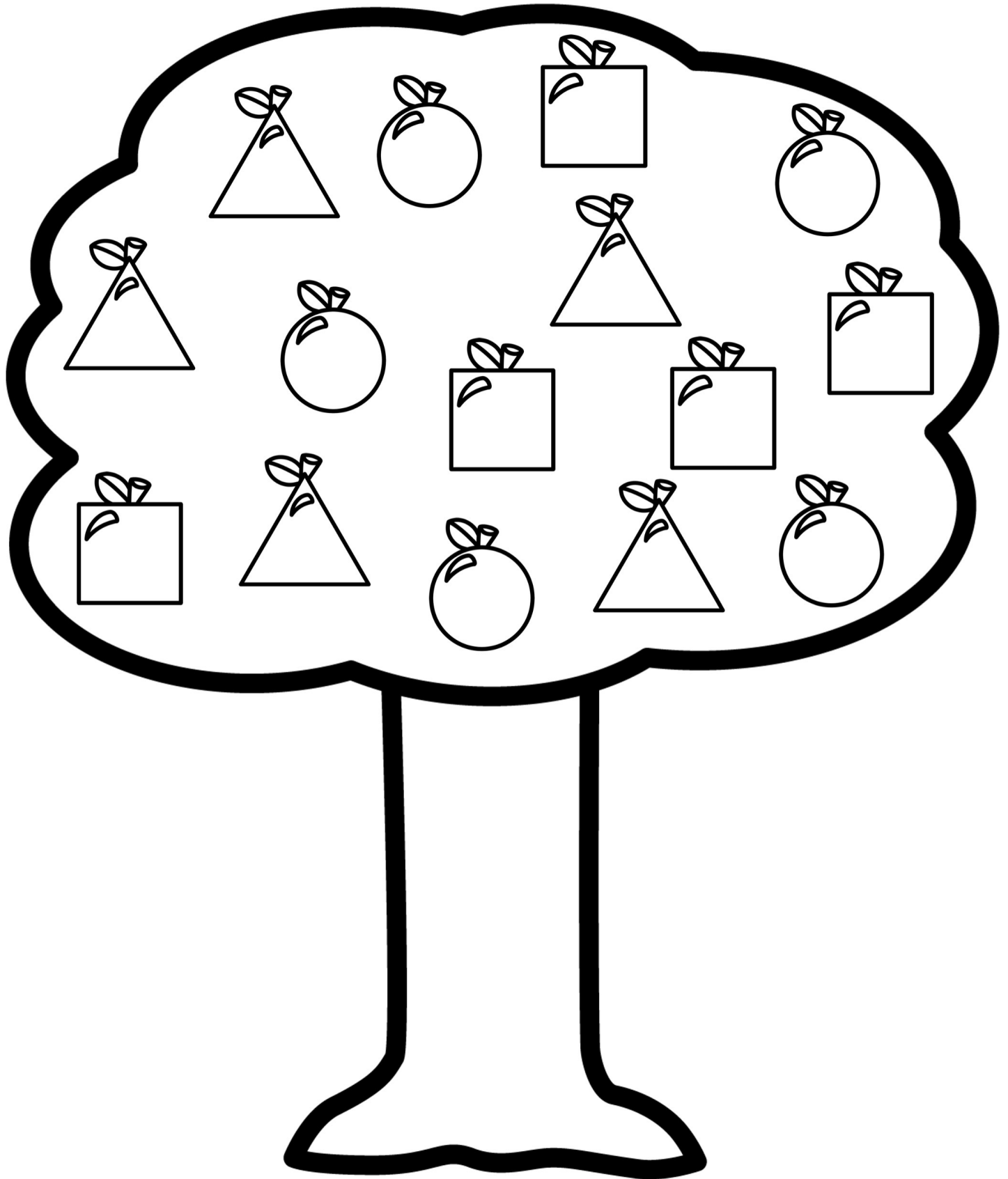

Color the Square Apples




Color the Triangle Apples



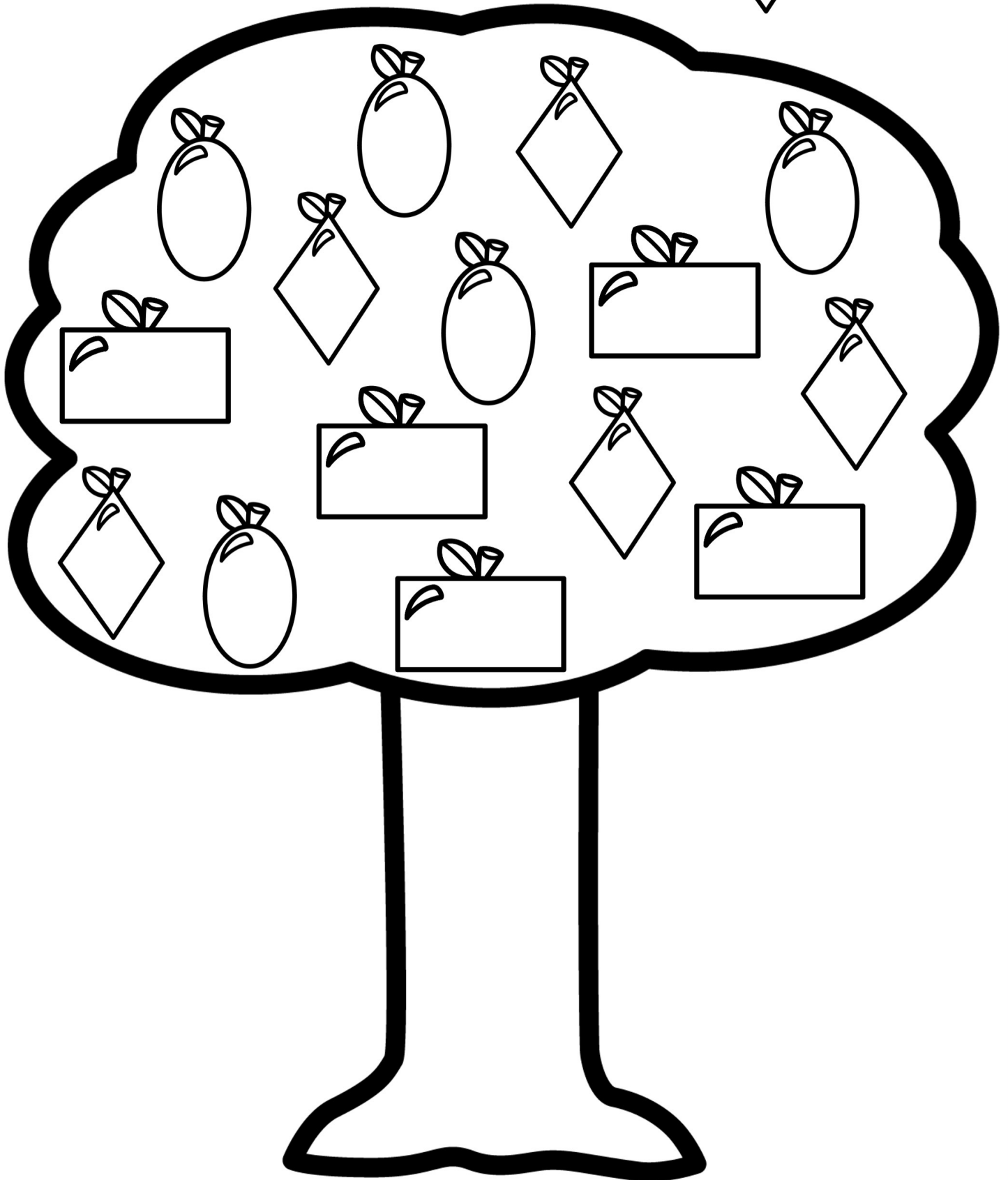
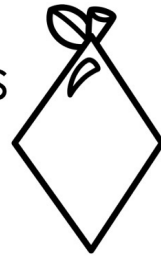
Color the Circle Apples



Color the Oval Apples



Color the Diamond Apples



Color the Rectangle Apples

