


COUNTING 1-10

Task Cards



Name _____




HOW MANY VEGETABLES?

Count the vegetables on the cards. Find the pictures and write the number of vegetables on the lines.



7



© Early Learning with Lori

Vegetables



Early Learning
with Lori

THANK YOU!

Enjoy this free
resource.

I'm an early
childhood educator
with a focus on
science and math,
and I love sharing my
passion for discovery
and high quality
materials that make
your job easier.

CONNECT WITH ME

EMAIL:
hello@earlylearningwithlori.
com

BLOG:
earlylearningwithlori.com

FOLLOW MY STORE



TERMS OF USE

YOU MAY...

- Share with your students via email or secure learning platform such as Google Classroom
- Make copies for your students
- Purchase additional licenses for other teachers

YOU MAY NOT...

- Share with colleagues without purchasing additional licenses
- Store on shared or team drives
- Post any portion of this content on any site that is accessible by others
- Replicate any portion of this content

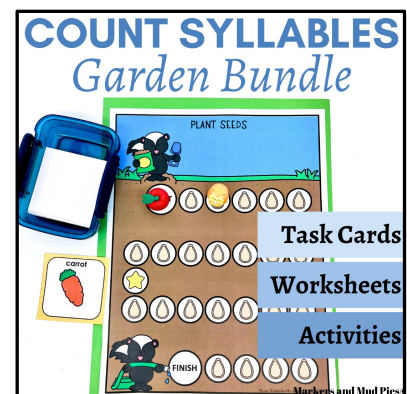
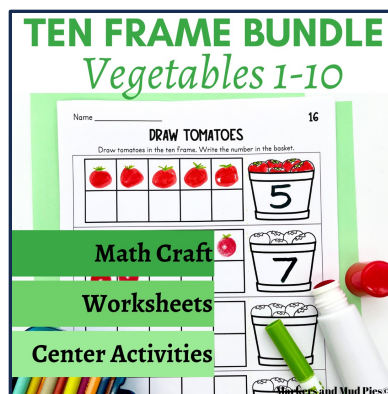
Early Learning with Lori

All rights reserved by author. This product is to be used by the original downloader only. Copying for more than one teacher, classroom, department, school, or school system is prohibited. This product may not be distributed or displayed digitally for public view. Failure to comply is a copyright infringement and a violation of the Digital Millennium Copyright Act (DMCA). Clipart and elements found in this PDF are copyrighted and cannot be extracted and used outside of this file without permission or license. Intended for classroom and personal use ONLY.

CLIP ART & FONTS



RESOURCES AVAILABLE ON TEACHERS PAY TEACHERS




Task Cards
Worksheets
Activities

COUNTING TASK CARDS

To Prepare Task Cards:

- Print cards, cut apart and laminate for durability.
- Use Cover Picture as a label on a small storage box, or punch holes in the corner of all the task cards to make a deck of flip cards.



Items Needed for Math Center:


- Prepared Task Cards
- Clips or small manipulative
- Optional: Recording Page and Answer Key
- Optional: Instruction Card

Center Activity:


Students pick a card, identify the vegetable and count how many are on the card. To show their answer, students can place a clip on the number or place a small manipulative on the number.

Optional Recording Page: Using the recording page, students find the picture of the vegetable from the card and write the number on the line. When finished, students can use the answer key to check their work.


Optional Instruction Card: Use the instruction card as a visual reminder of the steps in the activity.



Use Clips



Use Manipulatives for 1:1 Correspondence or for making answers



Instruction Card & Recording Page

cauliflower




2

4

1

© Early Learning with Lori

broccoli




3

2

1

© Early Learning with Lori

potatoes




5

2

3

© Early Learning with Lori

radishes




4

6

8

© Early Learning with Lori

lettuce




7

5

4

© Early Learning with Lori

onions




9

6

5

© Early Learning with Lori

corn




9

8

7

© Early Learning with Lori

tomatoes




10

8

6

© Early Learning with Lori

peas




6

7

9

© Early Learning with Lori

carrots



8

10

9


© Early Learning with Lori

Vegetable Clip Cards 1-10

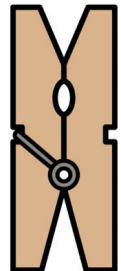


© Early Learning with Lori


1. Count



2. Clip



3. Write





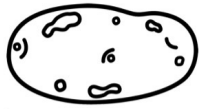
© Early Learning with Lori

Name _____



HOW MANY VEGETABLES?

Count the vegetables on the cards. Find the pictures and write the number of vegetables on the lines.

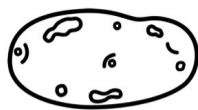


Name Answer Key



HOW MANY VEGETABLES?

Count the vegetables on the cards. Find the pictures and write the number of vegetables on the lines.



3




7



1



9



4



10



5



6



2



8
